





Ordnance Survey Workout

Use your Ordnance Survey map and key to complete the grid below. Each row should contain one symbol, and explanation of what it represents, and an example of where you can found one on the map. The first row has been done for you. Can you add four of your own?

Symbol	Meaning	Location	Reference
	Railway Station		
			
	Youth Hostel		
	Leisure Centre		
			
	Golf Course		
	Horse Riding		
	Picnic Site		

Ordnance Survey Workout

Use your Ordnance Survey map and key to complete the grid below. Each row should contain one symbol, and explanation of what it represents, and an example of where you can found one on the map. The first row has been done for you. Can you add four of your own?

Symbol	Meaning	Location	Reference
	Railway Station		
			
	Youth Hostel		
	Leisure Centre		
			
	Golf Course		
	Horse Riding		
	Picnic Site		